

BLOCKBENCH: A Framework for Analyzing Private Blockchains

Tien Tuan Anh Dinh[‡] Ji Wang[‡] Gang Chen[§] Rui Liu[‡] Beng Chin Ooi[‡] Kian-Lee Tan[‡]
[‡] National University of Singapore [§] Zhejiang University
[‡] {dinhhta, wangji, liur, ooi, tank}@comp.nus.edu.sg [§] cg@zju.edu.cn

ABSTRACT

Blockchain technologies are taking the world by storm. Public blockchains, such as Bitcoin and Ethereum, enable secure peer-to-peer applications like crypto-currency or smart contracts. Their security and performance are well studied. This paper concerns recent private blockchain systems designed with stronger security (trust) assumption and performance requirement. These systems target and aim to disrupt applications which have so far been implemented on top of database systems, for example banking, finance and trading applications. Multiple platforms for private blockchains are being actively developed and fine tuned. However, there is a clear lack of a systematic framework with which different systems can be analyzed and compared against each other. Such a framework can be used to assess blockchains' viability as another distributed data processing platform, while helping developers to identify bottlenecks and accordingly improve their platforms.

In this paper, we first describe BLOCKBENCH, the first evaluation framework for analyzing private blockchains. It serves as a fair means of comparison for different platforms and enables deeper understanding of different system design choices. Any private blockchain can be integrated to BLOCKBENCH via simple APIs and benchmarked against workloads that are based on real and synthetic smart contracts. BLOCKBENCH measures overall and component-wise performance in terms of throughput, latency, scalability and fault-tolerance. Next, we use BLOCKBENCH to conduct comprehensive evaluation of three major private blockchains: Ethereum, Parity and Hyperledger Fabric. The results demonstrate that these systems are still far from displacing current database systems in traditional data processing workloads. Furthermore, there are gaps in performance among the three systems which are attributed to the design choices at different layers of the blockchain's software stack. We have released BLOCKBENCH for public use.

1. INTRODUCTION

Blockchain technologies are gaining massive momentum in the last few years, largely due to the success of Bitcoin crypto-currency [41]. A blockchain, also called distributed ledger, is essentially an append-only data structure maintained by a set of nodes which do not fully trust each other. All nodes in a blockchain network agree on an ordered set of blocks, each containing multiple transactions, thus the blockchain can be viewed as a log of ordered transactions. In a database context, blockchain can be viewed as a solution to the distributed transaction management problems: nodes keep replicas of the data and agree on an execution order of transactions. However, traditional database systems work in a trusted environment and employ well known concurrency control techniques [36, 48, 8] to order transactions. Blockchain's key advantage is that it does not assume nodes trust each other and therefore is designed to achieve Byzantine fault tolerance.

In the original design, Bitcoin's blockchain stores *coins* as the system states shared by all participants. For this simple application, Bitcoin nodes implement a simple replicated state machine model which simply moves coins from one address to another. Since then, blockchain has grown rapidly to support user-defined states and Turing complete state machine models. Ethereum [2] is a well-known example which enables any decentralized, replicated applications known as *smart contracts*. More importantly, interest from the industry has started to drive development of new blockchain platforms that are designed for private settings in which participants are authenticated. Blockchain systems in such environments are called private (or *permissioned*), as opposed to the early systems operating in public (or *permissionless*) environments where anyone can join and leave. Applications for security trading and settlement [44], asset and finance management [39, 40], banking and insurance [29] are being built and evaluated. These applications are currently supported by enterprise-grade database systems like Oracle and MySQL, but blockchain has the potential to disrupt this status quo because it incurs lower infrastructure and human costs [29]. In particular, blockchain's immutability and transparency help reduce human errors and the need for manual intervention due to conflicting data. Blockchain can help streamline business processes by removing duplicate efforts in data governance. Goldman Sachs estimated 6 billion saving in current capital market [29], and J.P. Morgan forecast that blockchains will start to replace currently redundant infrastructure by 2020 [40].

Given this trend in employing blockchain in settings where

Permission to make digital or hard copies of all or part of this work for personal or classroom use is granted without fee provided that copies are not made or distributed for profit or commercial advantage and that copies bear this notice and the full citation on the first page. Copyrights for components of this work owned by others than ACM must be honored. Abstracting with credit is permitted. To copy otherwise, or republish, to post on servers or to redistribute to lists, requires prior specific permission and/or a fee. Request permissions from permissions@acm.org.

SIGMOD'17, May 14-19, 2017, Chicago, IL, USA

© 2017 ACM. ISBN 978-1-4503-4197-4/17/05...\$15.00

DOI: <http://dx.doi.org/10.1145/3035918.3064033>

database technologies have established dominance, one question to ask is to what extent can blockchain handle data processing workload. Another question is which platform to choose from many that are available today, because even though blockchain is an open protocol, different platforms exist in silo. In this work, we develop a benchmarking framework called BLOCKBENCH to address both questions. BLOCKBENCH is the first benchmark for studying and comparing performance of permissioned blockchains. Although nodes in a permissioned blockchain still do not trust each other, their identities are authenticated, which allows the system to use more efficient protocols for tolerating Byzantine failure than in public settings. We do not focus on public blockchains because their performance (and trade-offs against security guarantee) is relatively well studied [27, 38, 15, 9]. Our framework is not only useful for application developers to assess blockchain’s potentials in meeting the application need, but also offers insights for platform developers: helping them to identify and improve on the performance bottlenecks.

We face three challenges in developing BLOCKBENCH. First, a blockchain system comprises many parts and we observe that a wide variety of design choices are made among different platforms at almost every single detail. In BLOCKBENCH, we divide the blockchain architecture into three modular layers and focus our study on them: the consensus layer, data model and execution layer. Second, there are many different choices of platforms, but not all of them have reached a mature design, implementation and an established user base. For this, we start by designing BLOCKBENCH based on three most mature platforms within our consideration, namely Ethereum [2], Parity [22] and Hyperledger [31], and then generalize to support future platforms. All three platforms support smart contracts and can be deployed in a private environment. Third, there is lack of a database-oriented workloads for blockchain. Although the real Ethereum transactions and contracts can be found on the public blockchain, it is unclear if such workload is sufficiently representative to assess blockchain’s general data processing capabilities. To address this challenge, we treat blockchain as a key-value storage coupled with an engine which can realize both transactional and analytical functionality via smart contracts. We then design and run both transaction and analytics workloads based on real and synthetic data.

BLOCKBENCH is a flexible and extensible framework that provides a number of workloads, and comes with Ethereum, Parity and Hyperledger as backends. Workloads are transaction-oriented currently and designed to macro-benchmark and micro-benchmark blockchain for supporting database-like applications. Specifically, the current macro-benchmark includes a key-value (YCSB), an OLTP (Smallbank) workload and a number of real Ethereum smart contract workloads. For each of the consensus, data and execution layer, there is at least a micro-benchmark workload to measure its performance in isolation. For example, for the execution layer, BLOCKBENCH provides two workloads that stress test the smart contract I/O and computation speed. New workloads and blockchains can be easily integrated via a simple set of APIs. BLOCKBENCH quantifies the performance of a backend system in several dimensions: throughput, latency, scalability and fault tolerance. It supports security evaluation by simulating network-level attacks. Using BLOCKBENCH, we conduct an in-depth

comparison of the three blockchain systems on two macro benchmark and four micro benchmark workloads. The results show that blockchain systems’ performance is limited, far below what is expected of a state-of-the-art database system (such as H-Store). Hyperledger consistently outperforms the other two systems across seven benchmarks. But it fails to scale beyond 16 nodes. Our evaluation shows that the consensus protocols account for the performance gap at the application layer for Ethereum and Hyperledger. We also identify a processing bottleneck in Parity. Finally, our evaluation also reveals bottlenecks in the execution and data layer of Ethereum and Parity.

In summary, our contributions are:

- We present the first benchmarking framework for understanding and comparing the performance of permissioned blockchain systems. We have released the framework for public use [1].
- We conduct a comprehensive evaluation of Ethereum, Parity and Hyperledger. Our empirical results present concrete evidence of blockchain’s limitations in handling data processing workloads, and reveal bottlenecks in the three systems. The results serve as a baseline for further development of blockchain technologies.

In the next section, we discuss blockchain systems in more detail. Section 3 describes BLOCKBENCH design and implementation. Section 4 presents our comparative performance studies of three systems. We discuss lessons learned from the results in Section 5 and related work in Section 6, and we conclude in Section 7.

2. PRIVATE BLOCKCHAINS

A typical blockchain system consists of multiple nodes which do not fully trust each other. Some nodes exhibit Byzantine behavior, but the majority is honest. Together, the nodes maintain a set of shared, global states and perform transactions modifying the states. Blockchain is a special data structure which maintains the states and the historical transactions. All nodes in the system agree on the transactions and their order as stored on the blockchain. Because of this, blockchain is often referred to as a distributed ledger.

Blockchain transactions. A transaction in a blockchain is the same as in traditional database: a sequence of operations applied on some states. As such, a blockchain transaction requires the same ACID semantics. The key difference is the failure model under consideration. Current transactional, distributed databases [46, 14] employ classic concurrency control techniques such as two-phase commit to ensure ACID. They can achieve high performance, because of the simple failure model, i.e. crash failure. In contrast, the original blockchain design considers a much hostile environment in which nodes are Byzantine and they are free to join and leave. Under this model, the overhead of concurrency control is much higher [11].

Bitcoin. In Bitcoin [41], the states are digital coins (cryptocurrency) available in the network. A Bitcoin transaction moves coins from one set of addresses to another set of addresses. Each node broadcasts a set of transactions it wants to perform. Special nodes called *miners* collect transactions into blocks, check for their validity, and start a consensus protocol to append the blocks onto the blockchain. Figure 1

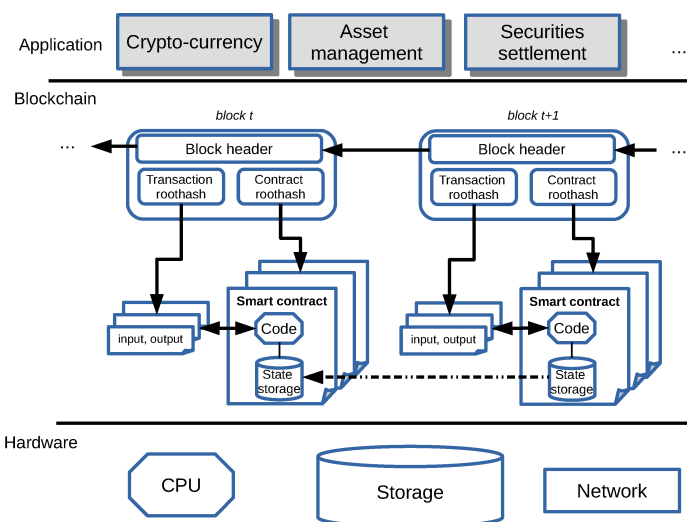


Figure 1: Blockchain software stack on a fully validating node. A non-validating node stores only the block headers. Different blockchain platforms offer different interface between the blockchain and application layer.

shows the blockchain data structure, in which each block is linked to its predecessor via a cryptographic pointer, all the way back to the first (genesis) block. Bitcoin uses *proof-of-work* (PoW) for consensus: only a miner which has successfully solved a computationally hard puzzle (finding the right nonce for the block header) can append to the blockchain. PoW is tolerant of Byzantine failure, but it is probabilistic in nature: it is possible that two blocks are appended at the same time, creating a *fork* in the blockchain. Bitcoin resolves this by only considering a block as confirmed after it is followed by a number of blocks (typically six blocks). This probabilistic guarantee causes both security and performance issues: attacks have been demonstrated by an adversary controlling only 25% of the nodes [26], and Bitcoin transaction throughput remains very low (7 transactions per second [15]).

Ethereum. Due to simple transaction semantics, Bitcoin nodes execute a very simple state machine pre-built into the protocol. Ethereum [2] extends Bitcoin to support user-defined and Turing complete state machines. In particular, Ethereum blockchain lets the user define any complex computations in the form of smart contracts. Once deployed, the smart contract is executed on all Ethereum nodes as a replicated state machine. Beside the shared states of the blockchains (crypto-currency, for example), each smart contract has access to its own states. Figure 1 shows the software stack in a typical Ethereum node: a fully validating node contains the entire history of the blockchain, whereas a non-validating node stores only the block headers. One key difference with Bitcoin is that smart contract states are maintained as well as normal transactions. In fact, a smart contract is identified by a unique address which has its own money balance (in Ether), and upon retrieving a transaction to its address, it executes the contract’s logics. Ethereum comes with an execution engine, called Ethereum Virtual Machine (EVM), to execute smart contracts. Figure 2 shows a snippet of popular contract running on Ethereum, which implements a pyramid scheme: users send money to this

```

contract Doubler{
  struct Partitipant {
    address etherAddress;
    uint amount;
  }
  Partitipant[] public participants;
  unit public balance = 0;
  ...
  function enter(){
    ...
    balance+= msg.value;
    ...
    if (balance > 2*participants[payoutIdx].amount){
      transactionAmount = ...
      participants[payoutIdx].
        etherAddress.send(transactionAmount);
    }
    ...
  }
  ...
}

```

Figure 2: An example of smart contract, written in Solidity language, for a pyramid scheme on Ethereum.

contract which is used to pay interests to early participants. This contract has its own states, namely the list of participants, and exports a function called `enter`. A user invokes this contract by sending his money through a transaction, which is accessed by the smart contract as `msg.sender` and `msg.amount`.

Private blockchain. Ethereum uses the same consensus protocol as Bitcoin does, though with different parameters. In fact, 90% of public blockchain systems employ variants of the proof-of-work protocol. PoW is non-deterministic and computationally expensive, both rendering it unsuitable for applications such as banking and finance which must handle a lot of transactions in a deterministic manner. Recent blockchain systems, e.g., Hyperledger, consider restricted settings wherein nodes are authenticated. Although PoW is still useful in such permissioned environments, as in the case of Ethereum, there are more efficient and deterministic solutions where node identities are known. Distributed fault-tolerant consensus in such a closed settings is a well studied topic in distributed systems. Zab [33], Raft [42], Paxos [35], PBFT [11] are popular protocols that are in active use today. Recent permissioned blockchains either use existing PBFT, as in Hyperledger [31], or develop their own variants, as in Parity [22], Ripple [44] and ErisDB [5]. Most of these systems support smart contracts, though in different languages, with different APIs and execution engines (see a more comprehensive comparison in the Appendix). As a result, permissioned blockchains can execute complex application more efficiently than PoW-based blockchains, while being Byzantine fault tolerant. These properties and the commercial interests from major banking and financial institutions have bestowed on private blockchains the potentials to disrupt the current practice in data management.

3. BLOCKBENCH DESIGN

This section discusses blockchain’s common layers of abstractions and the benchmarking workloads.

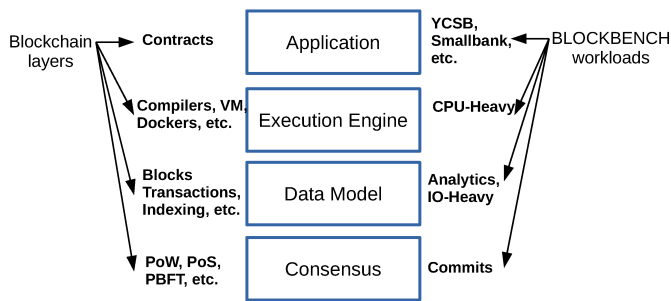


Figure 3: Abstraction layers in blockchain, and the corresponding workloads in BLOCKBENCH.

3.1 Blockchain Layers

There are many choices of blockchains: over 200 Bitcoin variants, Ethereum and other permissioned blockchains. To meaningfully compare them, we identify four abstraction layers found in all of these systems (Figure 3) and design our workloads to target these layers. The consensus layer contains protocols via which a block is considered appended to the blockchain. The data layer contains the structure, content and operations on the blockchain data. The execution layer includes details of the runtime environment support blockchain operations. Finally, the application layer includes classes of blockchain applications. In a related work, Croman et. al. [15] proposed to divide blockchain into several planes: network, consensus, storage, view and side plane. While similar to our four layers, the plane abstractions were geared towards crypto-currency applications and did not take into account the execution of smart contracts. Our layers model more accurately the real implementations of private blockchains. We now discuss these layers in turn.

3.1.1 Consensus

The role of the consensus layer is to get all nodes in the system to agree on the blockchain content. That is, if a node appends (or commits) a block, the other nodes also append the same block to their copy of the blockchain. Protocols for reaching consensus in the crash-failure model play a key role in distributed databases, wherein nodes agree on a global transaction order. Blockchain systems, on the other hand, employ a spectrum of Byzantine fault-tolerant protocols [50].

At one extreme, Ethereum, like Bitcoin, uses proof-of-work whose difficulty is agreed upon and adjusted gradually to achieve a rate of (currently) one block per 14s (Bitcoin’s difficulty achieves a rate of one block per 10m). In essence, proof-of-work selects at each round a random node which can append a block, where the probability of being selected is determined by the node’s total computing power. This simple scheme works against Sybil attack [20, 49] - a common attack in open, decentralized environments in which the adversary can acquire multiple identities. However, it consumes a lot of energy and computing power, as nodes spend their CPU cycles solving puzzles instead of doing otherwise useful works. Worse still, it does not guarantee safety: two nodes may both be selected to append to the blockchain, and both blocks can be accepted. This causes fork in the blockchain, and most PoW-based systems add additional rules, for example, only blocks on the longest chain are considered accepted. Ethereum, in particular, adopts a PoW variant called GHOST [45] which accepts blocks in heavy branches.

In any case, a block can be confirmed as part of the blockchain only with some high probability.

At the other extreme, Hyperledger uses the classic PBFT protocol, which is communication bound: $O(N^2)$ where N is the number of nodes. PBFT can tolerate fewer than $\frac{N}{3}$ failures, and works in three phases in which nodes broadcast messages to each other. First, the *pre-prepare* phase selects a leader which chooses a value to commit. Next, the *prepare* phase broadcasts the value to be validated. Finally, the *commit* phase waits for more than two third of the nodes to confirm before announcing that the value is committed. PBFT has been shown to achieve liveness and safety properties in a partially asynchronous model [11], thus, unlike PoW, once the block is appended it is confirmed immediately. It can tolerate more failures than PoW (which is shown to be vulnerable to 25% attacks [26]). However, PBFT assumes that node identities are known, therefore it can only work in the permissioned settings. Additionally, the protocol is unlikely to be able to scale to the network size of Ethereum, because of its communication overhead.

In between, there are various hybrid designs that combine both scalability of PoW and safety property of PBFT [43]. For example, Bitcoin-NG [25] decouples consensus from transaction validation by using PoW for leader election who can then append more than one block at a time. Similarly, Bitcoin [34] and Elastico [37] leverage PoW to determine random, smaller consensus groups which run PBFT. Another example is the Tendermint protocol, adopted by ErisDB [5], which combines proof-of-stake (PoS) and PBFT. Unlike PoW, PoS selects a node which can append a block by its investment (or stake) in the system, therefore avoid expending CPU resources. Parity [22] implements a simplified version of PoS called Proof of Authority (or PoA). In this protocol, a set of *authorities* are pre-determined and each authority is assigned a fixed time slot within which it can generate blocks. PoA makes a strong assumption that the authorities are trusted, and therefore is only suitable for private deployment.

3.1.2 Data model

In Bitcoin, transactions are first class citizens: they are system states representing digital coins in the network. Private blockchains depart from this model, by focusing on *accounts*. One immediate benefit is simplicity, especially for applications involving crypto-currencies. For instance, transferring money from one user to another in Bitcoin involves searching for transactions belonging to the sender, then marking some of them as spent, whereas it is easily done in Ethereum by updating two accounts in one transaction. An account in Ethereum has a balance as its state, and is updated upon receiving a transaction. A special type of account, called *smart contract*, contains executable code and private states (Figure 1). When receiving a transaction, in addition to updating its balance, the contract’s code is invoked with arguments specified in the transaction. The code can read the states of other non-contract accounts, and it can send new transactions during execution. Parity adopts the same data model as in Ethereum. In Hyperledger, there is only one type of account called *chaincode* which is the same as Ethereum’s contract. Chaincode can only access its private storage and they are isolated from each other.

A block contains a list of transactions, and a list of smart contracts executed as well as their latest states. Each block

is identified by the cryptographic hash of its content, and linked to the previous block's identity. In Parity, the entire block content is kept in memory. In Ethereum and Hyperledger, the content is organized in a two layered data structure. The states are stored in a disk-based key-value storage (LevelDB[4] in Ethereum and RocksDB[6] in Hyperledger), and organized in a hash tree whose root is included in the block header. Ethereum caches the states in memory, while Hyperledger outsources its data management entirely to the storage engine. Only states affected by the block's transactions are recorded in the root hash. The hash tree for transaction list is a classic Merkle tree, as the list is not large. On the other hand, different Merkle tree variants are used for the state tree. Ethereum and Parity employ Patricia-Merkle tree that supports efficient update and search operations. Hyperledger implements Bucket-Merkle tree which uses a hash function to group states into a list of buckets from which a Merkle tree is built.

Block headers and the key-value storage together maintain all the historical transactions and states of the blockchain. For validating and executing transactions, a blockchain node needs only a few recent blocks (or just the latest block for PBFT-based systems). However, the node also interacts via some RPC-like mechanisms with light-weight clients who do not have the entire blockchain. Such external interfaces enable building of third-party applications on top of blockchain. Current systems support a minimum set of queries including getting blocks and transactions based on their IDs. Ethereum and Parity expose a more comprehensive set of APIs via JSON-RPC, supporting queries of account states at specific blocks and of other block statistics.

3.1.3 Execution layer

A contract (or chaincode) is executed in a runtime environment. One requirement is that the execution must be fast, because there are multiple contracts and transactions in one block and they must all be verified by the node. Another is that the execution must be deterministic, ideally the same at all nodes. Deterministic execution avoid unnecessary inconsistency in transaction input and output which leads to blocks being aborted. In both PoW and PBFT, aborting transactions wastes computing resources.

Ethereum develops its own machine language (bytecode) and a virtual machine (called EVM) for executing the code, which is also adopted by Parity. EVM is optimized for Ethereum-specific operations. For example, every code instruction executed in Ethereum costs a certain amount of *gas*, and the total cost must be properly tracked and charged to the transaction's sender. Furthermore, the code must keep track of intermediate states and reverse them if the execution runs out of gas. Hyperledger, in contrast, does not consider these semantics in its design, so it simply supports running of compiled machine codes inside Docker images. Specifically, chaincodes are deployed as Docker images interacting with Hyperledger's backend via pre-defined interfaces. One advantage of Hyperledger's environment is that it supports multiple high-level programming languages such as Go and Java, as opposed to Ethereum's own language. In terms of development environment, Hyperledger exposes only simple key-value operations, namely `putState` and `getState`. This is restricted, because any contract states must be mapped into key-value tuples. In contrast, Ethereum and Parity support a richer set of data

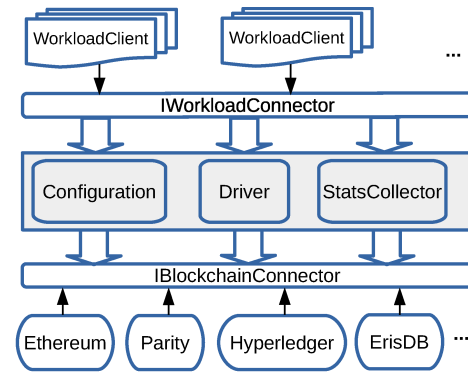


Figure 4: BLOCKBENCH software stack. New workloads are added by implementing `IWorkloadConnector` interface. New blockchain backends are added by implementing `IBlockchainConnector`. Current backends include Ethereum, Parity and Hyperledger.

types such as map, array and composite structures. These high-level data types in Ethereum and Parity make it easier and faster to develop new contracts.

3.1.4 Application layer

Many applications are being proposed for blockchain, leveraging the latter's two key properties. First, data in the blockchain is immutable and transparent to the participants, meaning that once a record is appended, it can never be changed. Second, it is resilient to dishonest and malicious participants. Even in permissioned settings, participants can be mutually distrustful. The most popular application, however, is still crypto-currency. Ethereum has its own currency (Ether) and a majority of smart contracts running on it are currency related. Decentralized Autonomous Organization (DAO) is the most active application in Ethereum, creating communities for crowd funding, exchange, investment, or any other decentralized activities. A DAO manages funds contributed by participants and gives its users voting power proportional to their contributions. Parity's main application is the wallet application that manages Ether. As major banks are now considering adopting crypto-currency, some fintech companies are building applications that take crypto-currency to mediate financial transactions, for example, in currency exchange market [44]. Other examples include applying the currency and smart contracts for more transparent and cost-effective asset management [39, 40].

Some applications propose to build on blockchain's immutability and transparency for better application workflows in which humans are the bottlenecks. For example, security settlements and insurance processes can be sped up by storing data on the blockchain [29]. Another example is sharing economy applications, such as AirBnB, which can use blockchain to evaluate reputation and trust in a decentralized settings, because historical activities of any users are available and immutable. This also extends to Internet of Things settings, where devices need to establish trust among each other [3].

3.2 BLOCKBENCH Implementation

Figure 4 illustrates the current BLOCKBENCH's implementation. To evaluate a blockchain system, the first step is

to integrate the blockchain into the framework’s backend by implementing `IBlockchainConnector` interface. The interface contains operations for deploying application, invoking it by sending a transaction, and for querying the blockchain’s states. Ethereum, Parity and Hyperledger are current backends supported by BLOCKBENCH, while ErisDB integration is under development. A user can use one of the existing workloads (discussed next) to evaluate the blockchain, or implement a new workload using the `IWorkloadConnector` interface (we assume that the smart contract handling the workload’s logic is already implemented and deployed on the blockchain). This interface essentially wraps the workload’s operations into transactions to be sent to the blockchain. Specifically, it has a `getNextTransaction` method which returns a new blockchain transaction. BLOCKBENCH’s core component is the `Driver` which takes as input a workload, user-defined configuration (number of operations, number of clients, threads, etc.), executes it on the blockchain and outputs running statistics.

Asynchronous Driver. One challenge in implementing the `Driver` is that current blockchain systems are *asynchronous services*, meaning that transactions submitted to the systems are processed at a later time. This is in contrast to databases, especially transactional databases, in which operations are synchronous, i.e. they block until the systems finish processing. When a transaction is submitted, Ethereum, Parity and Hyperledger return a transaction ID which can be used for checking the transaction status at a later time. Such asynchronous semantics could result in better performance, but it forces the `Driver` to periodically poll for status of the submitted requests. In particular, `Driver` maintains a queue of outstanding transactions that have not been confirmed. New transaction IDs are added to the queue by worker threads. A polling thread periodically invokes `getLatestBlock(h)` method in the `IBlockchainConnector` interface, which returns a list of new *confirmed* blocks on the blockchain from a given height h . Ethereum and Parity consider a block as confirmed if it is at least `confirmationLength` blocks from the current blockchain’s tip, whereas Hyperledger confirms a block as soon as it appears on the blockchain. The `Driver` then extracts transaction lists from the confirmed blocks’ content and removes matching ones in the local queue. `getLatestBlock(h)` can be implemented in all three systems by first requesting for the blockchain’s current tip t , then requesting the content of all blocks in the range $(h, t]$. ErisDB provides a publish/subscribe interface that could simplify the implementation of this function.

3.3 Evaluation Metrics

The output statistics of running a workload with different configurations can be used to evaluate the blockchain against three performance metrics.

- **Throughput:** measured as the number of successful transactions per second. A workload can be configured with multiple clients and threads per clients to saturate the blockchain throughput.
- **Latency:** measured as the response time per transaction. `Driver` implements blocking transaction, i.e. it waits for one transaction to finish before starting another.

- **Scalability:** measured as the changes in throughput and latency when increasing number of nodes and number of concurrent workloads.
- **Fault tolerance:** measured as how the throughput and latency change during node failure. Although blockchain systems are tolerant against Byzantine failure, it is not possible to simulate all Byzantine behaviors. In BLOCKBENCH we simulate three failure modes: crash failure in which a node simply stops, network delay in which we inject arbitrary delays into messages, and random response in which we corrupt the messages exchanged among the nodes.

Security metrics. A special case of Byzantine failures that is important to blockchain systems is malicious behavior caused by an attacker. The attacker can be a compromised node or rouge participant within the system. Under this threat model, security of a blockchain is defined as the safety property of the underlying consensus protocol. In particular, security means that the non-Byzantine nodes have the same blockchain data. Violation of the safety property leads to forks in the blockchain. Classic Byzantine tolerant protocols such as PBFT are proven to ensure safety for a certain number of failures, thus security is guaranteed. On the other hand, in PoW systems like Bitcoin or Ethereum, forks can occur due to network delays causing two nodes to mine the same blocks. While such accidental forks can be quickly resolved, forks engineered by the attackers can be used for *double spending* and *selfish mining*. In the former, the attacker sends a transaction to a block in the fork, waits for it to be accepted by the users, then sends a conflicting transaction to another block in the main branch. In the latter, by withholding blocks and maintaining a private, long fork, the attacker disrupts the incentives for mining and forces other participants to join the attacker’s coalition. By compromising 25% of the nodes, the attacker can control the entire network’s block generation [26].

In this work we quantify security as the number of blocks in the forks. Such blocks, called orphan or stale blocks, represent the window of vulnerability in which the attacker can perform double spending or selfish mining. To manipulate forks, the key strategy is to isolate a group of nodes, i.e. to partition the network. For example, eclipse attack [30] exploits the application-level protocol to surround the targeted nodes with ones under the attacker’s control. At the network level, BGP hijacking [7] requires controlling as few as 900 prefixes to isolate 50% of the Bitcoin’s total mining power. BLOCKBENCH implements a simulation of these attacks by partitioning the network for a given duration. In particular, during partition BLOCKBENCH runtime drops network traffic between any two nodes in the two partitions. Security is then measured by the ratio between the total number of blocks included in the main branch and the total number of blocks confirmed by the users. The lower the ratio, the less vulnerable the system is from double spending for selfish mining.

3.4 Workloads

We divide the workloads into two major categories: macro benchmark for evaluating performance of the application layer, and micro benchmark for testing the lower layers. We have implemented the smart contracts for all workloads for Ethereum, Parity and Hyperledger, whose details are sum-

Smart contracts	Description
YCSB	Key-value store
Smallbank	OLTP workload
EtherId	Name registrar contract
Doubler	Ponzi scheme
WavesPresale	Crowd sale
VersionKVStore	Keep state's versions (Hyperledger only)
IOHeavy	Read and write a lot of data
CPUHeavy	Sort a large array
DoNothing	Simple contract, do nothing

Table 1: Summary of smart contracts implemented in BLOCKBENCH. Each contract has one Solidity version for Parity and Ethereum, and one Golang version for Hyperledger.

marized in Table 1. Ethereum and Parity use the same execution model, therefore they share the same smart contract implementations.

3.4.1 Macro benchmark workloads

We port two popular database benchmark workloads into BLOCKBENCH, and three other real workloads found in the Ethereum blockchain.

Key-value storage. We implement a simple smart contract which functions as a key-value storage. The `WorkloadClient` is based on the YCSB driver [13]. It preloads each store with a number of records, and supports requests with different ratios of read and write operations. YCSB is widely used for evaluating NoSQL databases.

OLTP (Smallbank). Unlike YCSB which does not consider transactions, Smallbank [10] is a popular benchmark for OLTP workload. It consists of three tables and four basic procedures simulating basic operations on bank accounts. We implement it as a smart contract which simply transfers money from one account to another.

EtherId. This is a popular contract that implements a domain name registrar. It supports creation, modification and ownership transfer of domain names. A user can request an existing domain by paying a certain amount to the current domain's owner. This contract has been written for Ethereum blockchain, and can be ported to Parity without change. In Hyperledger, we create two different key-value namespaces in the contract: one for storing the domain name data structures, and another for users' account balances. In domain creation, the contract simply inserts domain value into the first name space, using the domain name as the key. For ownership transfer, it checks the second namespace if the requester has sufficient fund before updating the first namespace. To simulate real workloads, the contract contains a function to pre-allocate user accounts with certain balances.

Doubler. This is a contract that implements a pyramid scheme. As shown in Figure 2, participants send money to this contract, and get rewards as more people join the scheme. In addition to the list of participants and their contributions, the contract needs to keep the index of the next payout and updates the balance accordingly after paying early participants. Similar to EtherId, this contract has already been written for Ethereum, and can be ported to Parity directly. To implement it in Hyperledger, we need to translate the list operations into key-value semantics, making the chaincode more bulky than in Ethereum.

WavesPresale. This contract supports digital token sales. It maintains two states: the total number of tokens sold so far, and the list of previous sale transactions. It supports operations to add a new sale, to transfer ownership of a previous sale, and to query a specific sale records. Ethereum and Parity support composite structure data types, making it straightforward to implement the application logic. In contrast, in Hyperledger, we have to translate this structure into key-value semantics by using separate key-value namespaces.

3.4.2 Micro benchmark workloads

The previous workloads test the performance of blockchain as a whole. As discussed early in this section, a blockchain system comprises multiple layers, and each layer may have different impact on the overall performance. We design several workloads to stress the layers in order to understand their individual performance.

DoNothing. This contract accepts transaction as input and simply returns. In other words, it involves minimal number of operations at the execution layer and data model layer, thus the overall performance will be mainly determined by the consensus layer. Previous works on performance of blockchain consensus protocol [34, 43] use *time to consensus* to measure its performance. In BLOCKBENCH, this metric is directly reflected in the transaction latency.

Analytics. This workload considers the performance of blockchain system in answering analytical queries about the historical data. Similar to an OLAP benchmark, this workload evaluates how the system implements scan-like and aggregate queries, which are determined by its data model. Specifically, we implement two queries for extracting statistics from the blockchain data:

Q1: *Compute the total transaction values committed between block i and block j .*

Q2: *Compute the largest transaction value involving a given state (account) between block i and block j .*

In `ClientWorkload`, we pre-load the blockchain with transactions carrying integer values (representing money transferring) and the states with integer values. For Ethereum, both queries can be implemented via JSON-RPC APIs that return transaction details and account balances at a specific block. For Hyperledger, however, the second query must be implemented via a chaincode (`VersionKVStore`), because the system does not have APIs to query historical states.

IOHeavy. Current blockchain systems rely on key-value storage to persist blockchain transactions and states. Each storage system may perform differently under different workloads [51]. This workload is designed to evaluate the IO performance by invoking a contract that performs a large number of random writes and random reads to the contract's states. The I/O bandwidth can be estimated via the observed transaction latency.

CPUHeavy. This workload measures the efficiency of the execution layer for computationally heavy tasks. EVM may be fast at executing Ethereum specific operations, but it is unclear how it performs on general tasks for which machine native codes may be more efficient. We deploy a smart contract which initializes a large array, and runs the quick sort algorithm over it. The execution layer performance can then be measured by the observed transaction latency.

4. PERFORMANCE BENCHMARK

We selected Ethereum, Parity and Hyperledger for our study, as they occupy different positions in the blockchain design space, and also for their codebase maturity. We evaluate the three systems using both macro and micro benchmark workloads described in the previous section.

- Hyperledger performs consistently better than Ethereum and Parity across the benchmarks. But it fails to scale up to more than 16 nodes.
- Ethereum and Parity are more resilient to node failures, but they are vulnerable to security attacks that forks the blockchain.
- The main bottlenecks in Hyperledger and Ethereum are the consensus protocols, but for Parity the bottleneck is caused by transaction signing.
- Ethereum and Parity incur large overhead in terms of memory and disk usage. Their execution engine is also less efficient than that of Hyperledger.
- Hyperledger’s data model is low level, but its flexibility enables customized optimization for analytical queries of the blockchain data.

We used the popular Go implementation of Ethereum, *geth v1.4.18*, the Parity release *v1.6.0* and the Hyperledger Fabric release *v0.6.0-preview*. We set up a private testnet for Ethereum and Parity by defining a genesis block and directly adding peers to the miner network. For Ethereum, we manually tuned the `difficulty` variable in the genesis block to ensure that miners do not diverge in large networks. For Parity, we set the `stepDuration` variable to 1. In both Ethereum and Parity, `confirmationLength` is set to 5 seconds. The default batch size in Hyperledger is 500.

The experiments were run on a 48-node commodity cluster. Each node has an E5-1650 3.5GHz CPU, 32GB RAM, 2TB hard drive, running Ubuntu 14.04 Trusty, and connected to the other nodes via 1GB switch. The results below are averaged over 5 independent runs. For Ethereum, we reserved 8 cores out of the available 12 cores per machine, so that the periodical polls from the client’s driver process do not interfere with the mining process (which is CPU intensive).

4.1 Macro benchmarks

This section discusses the performance of the blockchain systems at the application layer, by running them with the YCSB and Smallbank benchmarks over multiple nodes.

4.1.1 Throughput and latency

We measured peak performance of the three systems with 8 servers and 8 concurrent clients over the period of 5 minutes. Each client sends transactions to a server with a request rate varying from 8 tx/s to 1024 tx/s. Figure 5 shows the throughput and latency at peak, and how these metrics change with varying transaction rates.

We observe that in terms of throughput, Hyperledger outperforms other systems in both benchmarks. Specifically, it has up to 5.5x and 28x higher throughput than Ethereum and Parity respectively. Parity has the lowest latency and Ethereum has the highest. The gap between Hyperledger

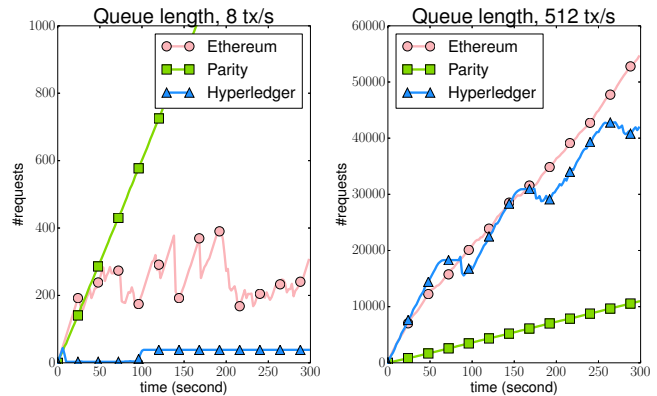


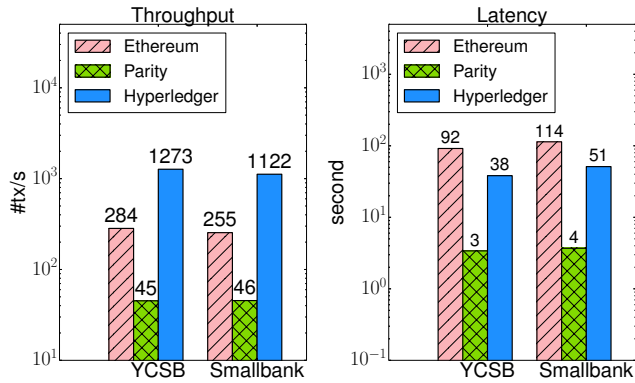
Figure 6: Client’s request queue, for request rates of 8 tx/s and 512 tx/s.

and Ethereum is because of the difference in consensus protocol: one is based on PBFT while the other is based on PoW. We measured CPU and network utilization during the experiments, and observe that Hyperledger is communication bound whereas Ethereum is CPU bound (see Appendix B). At 8 servers, communication cost in broadcasting messages is much cheaper than block mining whose difficulty is set at roughly 2.5s per block.

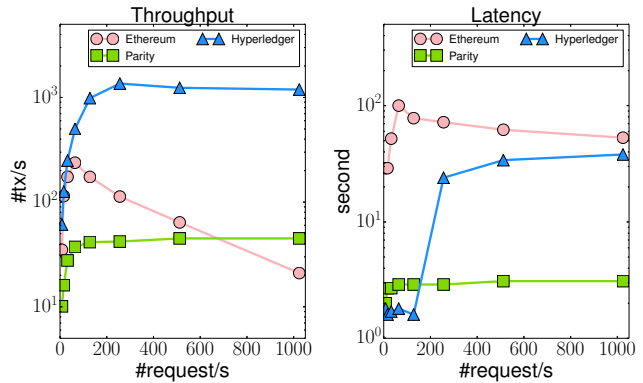
The performance gap between Parity and Hyperledger is not because of the consensus protocol, as we expect Parity’s PoA protocol to be simpler and more efficient than both PoW and PBFT (indeed, we observe that Parity has the same CPU utilization and lower network utilization than Hyperledger). Figure 5[b,c] shows that Parity’s throughput and latency remains constant with increasing transaction rates (beyond 40 tx/s). To understand its performance further, we measure the queue of pending transactions at the client. Figure 6 compares the queue sizes before and after the systems reach their peak throughput. With only 8 tx/s, the queues for Ethereum and Hyperledger remain at roughly constant sizes, but Parity’s queue size increases as time passes. More interestingly, under high loads (512 tx/s per client), Parity’s queue is always smaller than Ethereum’s and Hyperledger’s. This behavior indicates that Parity processes transactions at a constant rate, and that it enforces a maximum client request rate at around 80 tx/s. As a consequence, Parity achieves both lower throughput and latency than other systems.

Another observation is that there are differences between YCSB and Smallbank workloads in Hyperledger and Ethereum. There is a drop of 10% in throughput and 20% increase in latency. Since executing a Smallbank smart contract is more expensive than executing a YCSB contract (there are more reading and writing to the blockchain’s states), the results suggest that there are non-negligible costs in the execution layer of blockchains.

At its peak throughput, Hyperledger generates 3.1 blocks per second and achieves the overall throughput of 1273 tx/s. We remark that this throughput is far lower than what an in-memory database system can deliver (see Appendix B). As the throughput is a function of the block sizes and block generation rate, we measured the effect of increasing the block sizes in the three systems. The results (see Appendix B)



(a) Peak performance



(b) Performance with varying request rates

Figure 5: Blockchain performance with 8 clients and 8 servers.

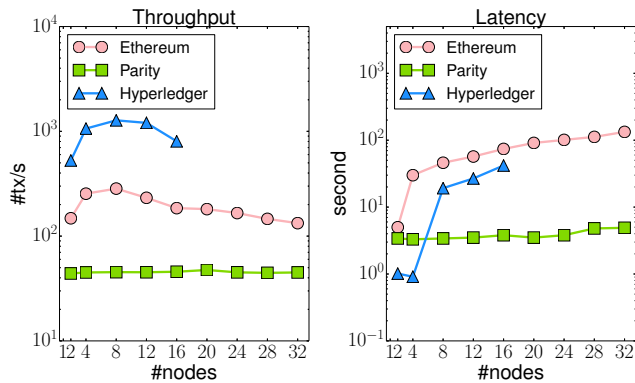


Figure 7: Performance scalability (with the same number of clients and servers).

demonstrate that with bigger block sizes, the block generation rate decreases proportionally, thus the overall throughput does not improve.

4.1.2 Scalability

We fixed the client request rate and increased both the number of clients and the number of servers. Figure 7 illustrates how well the three systems scale to handle larger YCSB workloads (the results for Smallbank are similar and included in Appendix B). Parity’s performance remains constant as the network size and offered load increase, due to the constant transaction processing rate at the servers. Interestingly, while Ethereum’s throughput and latency degrade almost linearly beyond 8 servers, Hyperledger stops working beyond 16 servers.

To understand why Hyperledger failed to scale beyond 16 servers and 16 clients, we examined the system’s logs and found that the nodes were repeatedly trying and failing to reach consensus on new views which contain batches of transactions. In fact, the servers were in different views and consequently were receiving conflicting view change messages from the rest of the network. Further investigation reveals that conflicting views occurred because the consen-

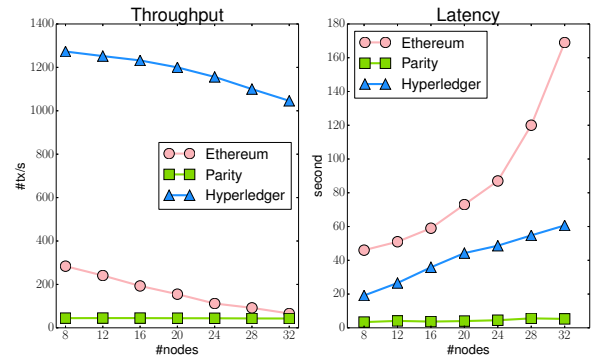


Figure 8: Performance scalability (with 8 clients).

sus messages are rejected by other peers on account of the message channel being full. As messages are dropped, the views start to diverge and lead to unreachable consensus. In fact, we also observe that as time passes, client requests took longer to return (see Appendix B), suggesting that the servers were over saturated in processing network messages. We note, however, that the original PBFT protocol guarantees both liveness and safety, thus Hyperledger’s failure to scale beyond 16 servers is due to the implementation of the protocol. In fact, in the latest codebase (which was updated after we have finished our benchmark), the PBFT component was replaced by another implementation. We plan to evaluate this new version in the future work.

The results so far indicate that scaling both the number of clients and number of servers degrades the performance and even causes Hyperledger to fail. We next examined the costs of increasing the number of servers alone while fixing the number of clients. Figure 8 shows that the performance becomes worse as there are more servers, meaning that the systems incur some network overheads. Because Hyperledger is communication bound, having more servers means more messages being exchanged and higher overheads. For Ethereum, even though it is computation bound, it still consumes a modest amount of network resources for propagating transactions and blocks to other nodes. Furthermore,

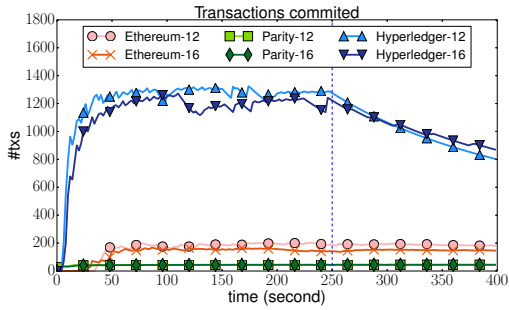


Figure 9: Failing 4 nodes at 250th second (fixed 8 clients) for 12 and 16 servers. *X-12* and *X-16* mean running 12 and 16 servers using blockchain *X* respectively.

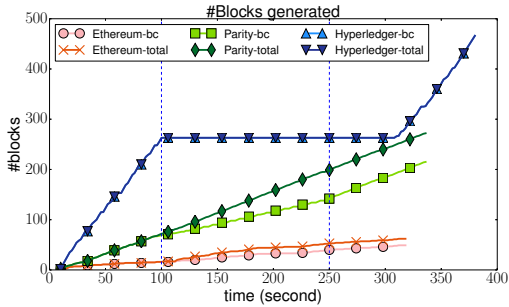


Figure 10: Blockchain forks caused by attacks that partitions the network in half at 100th second and lasts for 150 seconds. *X-total* means the total number of blocks generated in blockchain *X*, *X-bc* means the total number of blocks that reach consensus in blockchain *X*.

with larger network, the difficulty is increased to account for the longer propagation delays. We observe that to prevent the network from diverging, the difficulty level increases at higher rate than the number of nodes. Thus, one reason for Ethereum’s throughput degradation is due to network sizes. Another reason is that in our settings, 8 clients send requests to only 8 servers, but these servers do not always broadcast transactions to each other (they keep mining on their own transaction pool). As a result, the network mining capability is not fully utilized.

4.1.3 Fault tolerance and security

To evaluate how resilient the systems are to failures by crashing, we ran the systems with 8 clients for over 5 minutes, during which we killed off 4 servers at 250th second. Figure 9 shows that Ethereum is nearly unaffected by the change, suggesting that the failed servers do not contribute significantly to the mining process. In Parity, each node generates blocks at a constant rate, thus failing 4 nodes means the remaining nodes are given more time to generate more blocks, therefore the overall throughput is unaffected. In contrast, the throughput drops considerably in Hyperledger. For 12 servers, Hyperledger stops generating blocks after the failure, which is as expected because the PBFT can only tolerate fewer than 4 failures in a 12-server network. With 16 servers, the system still generated blocks but at a lower rate,

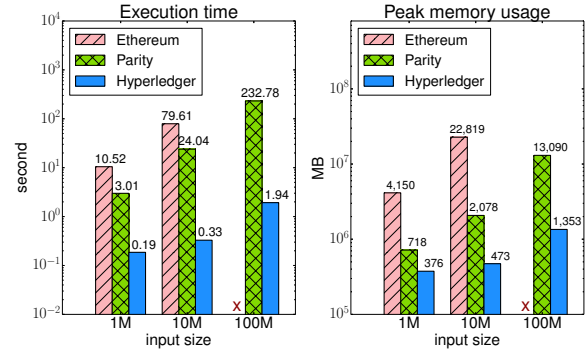


Figure 11: CPUHeavy workload, ‘X’ indicates Out-of-Memory error.

which were caused by the remaining servers having to stabilize the network after the failures by synchronizing their views.

We next simulated the attack that renders the blockchain vulnerable to double spending. The attack, described in Section 3.3, partitioned the network at 100th second and lasted for 150 seconds. We set the partition size to be half of the original¹. Figure 10 compares the vulnerability of the three systems running with 8 clients and 8 servers. Recall that vulnerability is measured as the differences in the number of total blocks and the number of blocks on the main branch (Section 3.3), we refer to this as Δ . Both Ethereum and Parity blockchains fork at 100th seconds, and Δ increases as time passes. For the attack duration, upto 30% of the blocks are generated in the forked branch, meaning that the systems are highly exposed to double spending or selfish mining attacks. When the partition heals, the nodes come to consensus on the main branch and discard the forked blocks. As a consequence, Δ stops increasing shortly after 250th second. Hyperledger, in stark contrast, has no fork which is as expected because its consensus protocol is proven to guaranteed safety. We note, however, that Hyperledger takes longer than the other two systems to recover from the attacks (about 50 seconds more). This is because of the synchronization protocol executed after the partitioned nodes reconnect.

4.2 Micro benchmarks

This section discusses the performance of the blockchain system at execution, data and consensus layers by evaluating them with micro benchmark workloads. For the first two layers, the workloads were run using one client and one server. For the consensus layer, we used 8 clients and 8 servers.

4.2.1 Execution layer

We deployed the CPUHeavy smart contract that is initialized with an integer array of a given size. The array is initialized in descending order. We invoked the contract to sort the array using quicksort algorithm, and measured the execution time and server’s peak memory usage. The results

¹We note that partitioning a N -node network in half does not mean there are $N/2$ Byzantine nodes. In fact, Byzantine tolerance protocols do not count network adversary as Byzantine failure

for varying input sizes are shown in Figure 11. Although Ethereum and Parity use the same execution engine, i.e. EVM, Parity’s implementation is more optimized, therefore it is more computation and memory efficient. An interesting finding is that Ethereum incurs large memory overhead. In sorting 10M elements, it uses 22GB of memory, as compared to 473MB used by Hyperledger. Ethereum runs out of memory when sorting more than 10M elements. In Hyperledger, the smart contract is compiled and runs directly on the native machine within Docker environment, thus it does not have the overheads associated with executing high-level EVM byte code. As the result, Hyperledger is much more efficient in term of speed and memory usage. Finally, we note that all three systems fail to make use of the multi-core architecture, i.e. they execute the contracts using only one core.

4.2.2 Data model

IO Heavy. We deployed the IOHeavy smart contract that performs a number of read and write operations of key-value tuples. We used 20-byte keys and 100-byte values. Figure 12 reports the throughput and disk usage for these operations. Ethereum and Parity use the same data model and internal index structure, therefore they incur similar space overheads. Both use an order of magnitude more storage space than Hyperledger which employs a simple key-value data model. Parity holds all the state information in memory, so it has better I/O performance but fails to handle large data (capped by over 3M states under our hardware settings). On the contrary, Ethereum only caches only parts of the state in memory (using LRU for eviction policy), therefore it can handle more data than Parity at the cost of throughput. Hyperledger leverages RocksDB to manage its states, which makes it more efficient at scale.

Analytic Queries. We implemented the analytics workload by initializing the three systems with over 120,000 accounts with a fixed balance. We then pre-loaded them with 100,000 blocks, each contains 3 transactions on average. The transaction transfers a value from one random account to another random account. Due to Parity’s overheads in signing transactions when there are many accounts, we considered transactions using only 1024 accounts. We then executed the two queries described in Section 3.4 and measured their latencies. Figure 13 shows that the performance for Q1 is similar, whereas Q2 sees a significant gap between Hyperledger and the rest. We note that the main bottleneck for both Q1 and Q2 is the number of network (RPC) requests sent by the client. For Q1, the client sends the same number of requests to all systems, therefore their performance are similar. On the other hand, for Q2 the client sends one RPC per block to Ethereum and Parity, but only one RPC to Hyperledger because of our customized smart contract implementation (see Appendix C). This saving in network roundtrip time translates to over 10x improvement in Q2 latency.

4.2.3 Consensus

We deployed the DoNothing smart contract that accepts a transaction and returns immediately. We measured the throughput of this workload and compare against that of YCSB and Smallbank. The differences compared to other workloads, shown in Figure 13[c] is indicative of the cost of consensus protocol versus the rest of the software stack.

In particular, for Ethereum we observe 10% increases in throughput as compared to YCSB, which means that execution of the YCSB transaction accounts for the 10% overhead. We observe no differences among these workloads in Parity, because the bottleneck in Parity is due to transaction signing (even empty transactions still need to be signed), not due to consensus or transaction execution.

5. DISCUSSION

Understanding blockchain systems. Our framework is designed to provide better understanding of the performance and design of different private blockchain systems. As more and more blockchain systems are being proposed, each offering different sets of feature, BLOCKBENCH’s main value is that it narrows down the design space into four distinct abstraction layers. Our survey of current blockchain systems (see Appendix A) shows that the four layers are sufficient to capture the key characteristics of these systems. By benchmarking these layers, one can gain insights into the design trade-offs and performance bottlenecks. In this paper, for example, by running the IOHeavy workload we identify that Parity trades performance for scalability by keeping states in memory. Another example is the trade-off in data model made by Hyperledger. On the one hand, the simple key-value model means some analytical queries cannot be directly supported. On the other hand, it enables optimization that helps answering the queries more efficiently. Finally, we identify that the bottleneck in Parity is not due to the consensus protocol, but due to the server’s transaction signing. We argue that such insights are not easy to extract without a systematic analysis framework.

Usability of blockchain. Our experience in working with the three blockchain systems confirms the belief that in its current state blockchain are not yet ready for mass usage. Both their designs and codebases are still being refined constantly, and there are no other established applications beside crypto-currency. Of the three systems, Ethereum is more mature both in terms of its codebase, user base and developer community. Another usability issue we encountered is in porting smart contracts from one system to another, because of their distinct programming models (see Section 3). This is likely to be exacerbated as more blockchain platforms are being proposed [44, 16].

Bringing database designs into blockchain. The challenge in scaling blockchain by improving its consensus protocols is being addressed in many recent works [34, 37]. However, as we demonstrated in the previous section, there are other performance bottlenecks. We propose four approaches in applying design principles from database systems to improve blockchain.

Decouple storage, execution engine and consensus layer from each other, then optimize and scale them independently. For instance, current systems employ generic key-value storage, which may not be best suited to the unique data structure and operations in blockchain. UStore [19] demonstrates that a storage designed around the blockchain data structure is able to achieve better performance than existing implementations.

Embrace new hardware primitives. Many data processing systems are taking advantage of new hardware to boost their performance [47, 51, 21]. For blockchain, using trusted hardware, the underlying Byzantine fault tolerance protocols can

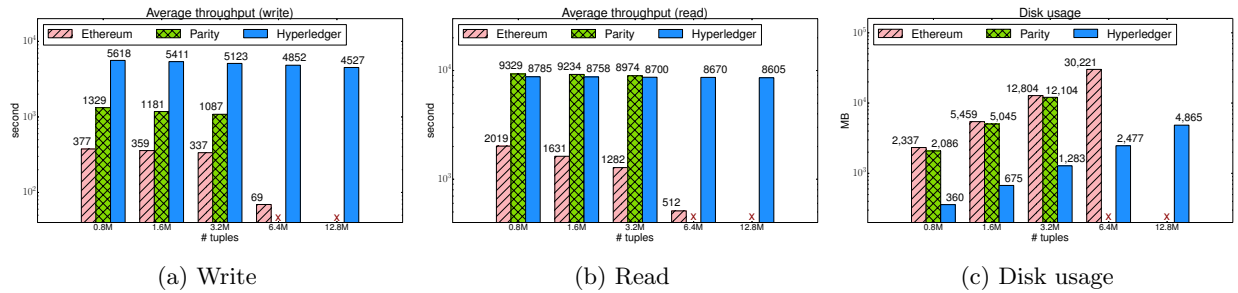


Figure 12: IOHeavy workload, ‘X’ indicates Out-of-Memory error.

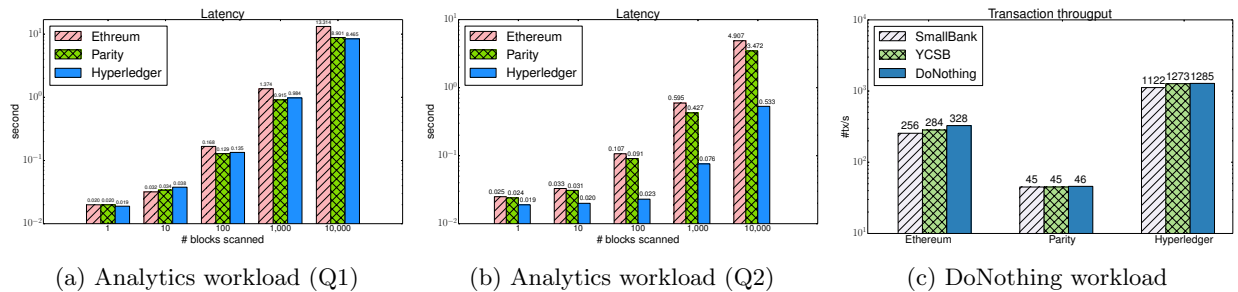


Figure 13: Analytics and DoNothing workloads.

be modified to incur fewer network messages [12]. Systems like Parity and Ethereum can take advantage of multi-core CPUs and large memory to improve contract execution and I/O performance.

Sharding. Blockchain is essentially a replicated state machine system, in which each node maintains the same data. As such, blockchains are fundamentally different to database systems such as H-Store in which the data is partitioned (or sharded) across the nodes. Sharding helps reduce the computation cost and can make transaction processing faster. The main challenge with sharding is to ensure consistency among multiple shards. However, existing consistency protocols used in database systems do not work under Byzantine failure. Nevertheless, their designs can offer insights into realizing a more scalable sharding protocol for blockchain. Recent work [37] has demonstrated the feasibility of sharding the consensus protocol, making important steps towards partitioning the entire blockchain.

Support declarative language. Having a set of high-level operations that can be composed in a declarative manner makes it easy to define complex smart contracts. It also opens up opportunities for low-level optimizations that speed up contract execution.

6. RELATED WORK

Performance studies of blockchain systems have so far been restricted to public blockchains. For example, [17, 15] analyze the effect of block sizes and network propagation time on the overall throughputs. Recent proposals for improving Bitcoin performance [27, 34, 37, 25, 43] have mainly focused on the consensus layer, in which analytical models or network simulations are used to validate the new designs. Various aspects of Ethereum, such as their block processing

time (for syncing with other nodes) and transactions processing time, have also been benchmarked [24, 23]. Our analysis using BLOCKBENCH differs from these works in that it is the first to evaluate private blockchains systems at scale against database workloads. Furthermore, it compares two different systems and analyzes how their designs affect the overall performances. Future extensions of BLOCKBENCH would enable more comparative evaluations of the key components in blockchain.

There are many standard frameworks for benchmarking database systems. OLTP-Bench [18] contains standard workloads such as TPC-C for transactional systems. YCSB [13] contains key-value workloads. HiBench [32] and BigBench [28] feature big-data analytics workloads for MapReduce-like systems. BLOCKBENCH shares the same high-level design as these frameworks, but its workloads and main driver are designed specifically for blockchain systems.

7. CONCLUSION

In this paper we proposed the first benchmarking framework, called BLOCKBENCH, for evaluating private blockchain systems. BLOCKBENCH contains workloads for measuring the data processing performance, and workloads for understanding the performance at different layers of the blockchain. Using BLOCKBENCH, we conducted comprehensive analysis of three major blockchain systems, namely Ethereum, Parity and Hyperledger with two macro benchmarks and four micro benchmarks. The results showed that current blockchains are not well suited for large scale data processing workloads. We demonstrated several bottlenecks and design trade-offs at different layers of the software stack.

Acknowledgment

We would like to thank the anonymous reviewers for their comments and suggestions that help us improve the paper. Special thanks to Hao Zhang, Loi Luu, the developers from Ethereum, Parity and Hyperledger projects for helping us with the experiment setup. This work is funded by the National Research Foundation, Prime Minister's Office, Singapore, under its Competitive Research Programme (CRP Award No. NRF-CRP8-2011-08). Gang Chen is supported by the National Natural Science Foundation of China (Grant No. 61472348).

8. REFERENCES

- [1] BlockBench: private blockchains benchmarking. <https://github.com/ooibc88/blockbench>.
- [2] Ethereum blockchain app platform. <https://www.ethereum.org/>.
- [3] Ibm watson iot. <http://www.ibm.com/internet-of-things>.
- [4] Leveldb. <https://leveldb.org>.
- [5] Monax: The ecosystem application platform. <https://monax.io>.
- [6] Rocksdb. <https://rocksdb.org>.
- [7] M. Apostolaki, A. Zohar, and L. Vanbever. Hijacking bitcoin: Large-scale network attacks on crypto-currencies. <https://arxiv.org/abs/1605.07524>, 2016.
- [8] P. Bailis, A. Fekete, M. J. Franklin, A. Ghodsi, J. M. Hellerstein, and I. Stoica. Coordination avoidance in database systems. In *VLDB*, 2014.
- [9] J. Bonneau, A. Miller, J. Clark, A. Narayanan, J. A. Kroll, and E. W. Felten. Sok: Research perspectives and challenges for bitcoin and crypto-currencies. In *2015 IEEE Symposium on Security and Privacy*, pages 104–121. IEEE, 2015.
- [10] M. Cahill, U. Rohm, and A. D. Fekete. Serializable isolation for snapshot databases. In *SIGMOD*, 2008.
- [11] M. Castro and B. Liskov. Practical byzantine fault tolerance. In *Proceedings of the third symposium on Operating systems design and implementation*, pages 173–186. USENIX Association, 1999.
- [12] B.-G. Chun, P. Maniatis, S. Shenker, and J. Kubiatowicz. Attested append-only memory: Making adversaries stick to their word. In *SOSP*, 2007.
- [13] B. F. Cooper, A. Silberstein, E. Tam, R. Ramakrishnan, and R. Sears. Benchmarking cloud serving systems with ycsb. In *SoCC*, 2010.
- [14] J. C. Corbett and J. D. et al. Spanner: Google's globally-distributed database. In *OSDI*, 2012.
- [15] K. Croman, C. Decker, I. Eyal, A. E. Gencer, A. Juels, A. Kosba, A. Miller, P. Saxena, E. Shi, and E. Gün. On scaling decentralized blockchains. In *Proc. 3rd Workshop on Bitcoin and Blockchain Research*, 2016.
- [16] Crypti. A decentralized application platform. <https://crypti.me>.
- [17] C. Decker and R. Wattenhofer. Information propagation in bitcoin network. In *P2P*, 2013.
- [18] D. E. Difallah, A. Pavlo, C. Curino, and P. Cudre-Mauroux. Oltp-bench: An extensible testbed for benchmarking relational databases. In *VLDB*, 2013.
- [19] A. Dinh, J. Wang, S. Wang, W.-N. Chin, Q. Lin, B. C. Ooi, P. Ruan, K.-L. Tan, Z. Xie, H. Zhang, and M. Zhang. UStore: a distributed storage with rich semantics. <https://arxiv.org/pdf/1702.02799.pdf>.
- [20] J. Douceur. The sybil attack. In *IPTPS*, 2002.
- [21] A. Dragojevic, D. Narayanan, E. B. Nightingale, M. Renzelmann, A. Shamis, A. Badam, and M. Castro. No compromises: distributed transactions with consistency, availability and performance. In *SOSP*, 2015.
- [22] Ethcore. Parity: next generation ethereum browser. <https://ethcore.io/parity.html>.
- [23] Ethcore. Performance analysis. <https://blog.ethcore.io/performance-analysis/>.
- [24] Ethereum. Ethereum benchmarks. <https://github.com/ethereum/wiki/wiki/Benchmarks>.
- [25] I. Eyal, A. E. Gencer, E. G. Sirer, and R. van Renesse. Bitcoin-ng: A scalable blockchain protocol. In *NSDI*, 2016.
- [26] I. Eyal and E. G. Sirer. Majority is not enough: Bitcoin mining is vulnerable. In *Financial Cryptography*, 2014.
- [27] A. Gervais, G. O. Karame, K. Wust, V. Glykantzis, H. Ritzdorf, and S. Capkun. On the security and performance of proof of work blockchains. <https://eprint.iacr.org/2016/555.pdf>.
- [28] A. Ghazal, T. Rabl, M. Hu, F. Raab, M. Poess, A. Crolette, and H.-A. Jacobsen. Bigbench: towards an industry standard benchmark for big data analytics. In *SIGMOD*, 2013.
- [29] G. S. Group. Blockchain: putting theory into practice, 2016.
- [30] E. Heilman, A. Kendler, A. Zohar, and S. Goldberg. Eclipse attacks on Bitcoin's peer-to-peer network. In *USENIX Security*, 2015.
- [31] Hyperledger. Blockchain technologies for business. <https://www.hyperledger.org>.
- [32] Intel. Hibench suite. <https://github.com/intel-hadoop/HiBench>.
- [33] F. P. Junqueira, B. C. Reed, and M. Serafini. Zab: high-performance broadcast for primary-backup systems. In *Dependable Systems and Networks*, 2011.
- [34] E. Kokoris-Kogias, P. Jovanovic, N. Gailly, I. Khoffi, L. Gasser, and B. Ford. Enhancing bitcoin security and performance with strong consistency via collective signing. In *USENIX Security*, 2016.
- [35] L. Lamport. Paxos made simple. *SIGACT News*, 2001.
- [36] Q. Lin, P. Chang, G. Chen, B. C. Ooi, K.-L. Tan, and Z. Wang. Towards a non-2pc transaction management in distributed database systems. In *SIGMOD*, 2016.
- [37] L. Luu, V. Narayanan, C. Zhang, K. Baweija, S. Gilbert, and P. Saxena. A secure sharding protocol for open blockchains. In *CCS*, 2016.
- [38] L. Luu, J. Teutsch, R. Kulkarni, and P. Saxena. Demystifying Incentives in the Consensus Computer. *CCS '15*, pages 706–719, 2015.
- [39] Melonport. Blockchain software for asset management. <http://melonport.com>.
- [40] J. Morgan and O. Wyman. Unlocking economic advantage with blockchain. a guide for asset managers., 2016.

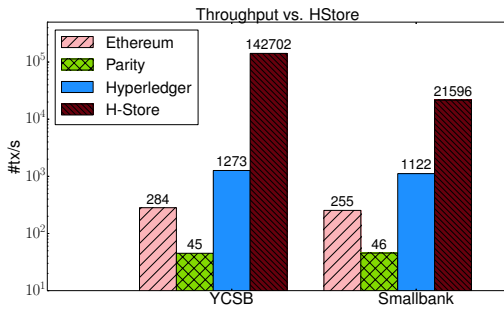


Figure 14: Performance of the three blockchain systems versus H-Store.

- [41] S. Nakamoto. Bitcoin: A peer-to-peer electronic cash system, 2008.
- [42] D. Ongaro and J. Ousterhout. In search of an understandable consensus algorithm. In *USENIX ATC*, 2014.
- [43] R. Pass and E. Shi. Hybrid consensus: efficient consensus in the permissionless model. <https://eprint.iacr.org/2016/917.pdf>.
- [44] Ripple. Ripple. <https://ripple.com>.
- [45] Y. Sompolinsky and A. Zohar. Accelerating bitcoin’s transaction processing: fast money grows on trees, not chains. Cryptology ePrint Archive, Report 2013/881, 2013. <https://eprint.iacr.org/2013/881.pdf>.
- [46] M. Stonebraker, S. Madden, D. J. Abadi, S. Harizopoulos, N. Hachem, and P. Helland. The end of and architectural era (it’s time for a complete rewrite). In *VLDB*, 2007.
- [47] K.-L. Tan, Q. Cai, B. C. Ooi, W.-F. Wong, C. Yao, and H. Zhang. In-memory databases: Challenges and opportunities from software and hardware perspectives. *SIGMOD Records*, 44(2), 2015.
- [48] A. Thomson, T. Diamond, S. chun Weng, K. Ren, P. Shao, and D. J. Abadi. Calvin: fast distributed transaction for partitioned database systems. In *SIGMOD*, 2012.
- [49] Q. H. Vu, M. Lupu, and B. C. Ooi. *Peer-to-Peer Computing Principles and Applications*. Springer-Verlag, 2009.
- [50] M. Vukolic. The quest for scalable blockchain fabric: proof-of-work vs. bft replication. In *Open Problems in Network Security - iNetSec*, 2015.
- [51] H. Zhang, G. Chen, B. C. Ooi, K.-L. Tan, and M. Zhang. In-memory big data management and processing: a survey. *TKDE*, 2015.

APPENDIX

A. SURVEY OF BLOCKCHAIN PLATFORMS

We compare eleven promising blockchain platforms in Table 2. We can see that all but Ripple support smart contracts. Ethereum, Eris-DB, Dfinity and Parity execute the contracts using Ethereum Virtual Machine (EVM), whereas Corda runs them in Java Virtual Machine (JVM). Hyperledger, Stellar and Tezos employ Docker images, ScalableBFT takes Haskell execution environment, and Sawtooth Lake launches contracts on top of Trusted Execution Environment

(TEE) such as Intel Software Guard Extensions (SGX). These platforms also support different languages to develop smart contracts. For example, Solidity, Serpent and LLL are mainly used in Ethereum, Dfinity and Parity, while Eris-DB only supports Solidity. Hyperledger, Stellar, Corda and Sawtooth Lake exploit various mature programming languages, such as Python, Java, Golang, etc. ScalableBFT and Tezos even develop their own smart contract languages. Most blockchain platforms’ data models are account-based. Two exceptions in the table are Ripple and Corda. Their data models are similar to Bitcoin’s unspent transaction outputs (UTXO) which represents the coins in the network.

Each platform offers different consensus protocols. Hyperledger implements PBFT in the version we evaluated, while Ethereum implements a variation of PoW (Proof-of-Work). Eris-DB builds on top of Tendermint protocol but only works in the latest version (v 0.12). Ripple and Tezos deploy Proof-of-Stake (PoS) schemes (the one in Ripple is referred to Ripple Consensus Ledger) where the next block is created based on accounts’ wealth, i.e., the stake. Parity takes another consensus protocol, Proof-of-Authority (PoA), which holds a predefined set of “authorities” to create new blocks in a fixed time slot and secure the blockchain network. Sawtooth Lake uses Proof-of-Elapsed-Time (PoET) as its consensus protocol, which in nature is a lottery algorithm and decides the creator of block arbitrarily. Stellar develops its own mechanism, Stellar Consensus Protocol, which is a construction for decentralized Byzantine agreement. There is no source code that helps determine which consensus protocol Dfinity uses, but its documents suggest that a Blockchain Nervous System will govern the whole platform via a voting mechanism based on *neurons* that interact with each other and are controlled by users.

B. MACRO BENCHMARKS

We compared the performance of the three blockchain systems against a popular in-memory database system, namely H-Store, using the YCSB and Smallbank workload. We ran H-Store’s own benchmark driver and set the transaction rate at 100,000 tx/s. Figure 14 shows at least an order of magnitude gap in throughput and two order of magnitude in latency. Specifically, H-Store achieves over 140K tx/s throughput while maintaining sub-millisecond latency. The gap in performance is due to the cost of consensus protocols. For YCSB, for example, H-Store requires almost no coordination among peers, whereas Ethereum and Hyperledger suffer the overhead of PoW and PBFT.

An interesting observation is the overhead of Smallbank. Recall that Smallbank is a more complex transactional workload than YCSB, in which multiple keys are updated in a single transaction. Smallbank is simple but is representative of the large class of transactional workloads such as TPC-C. We observe that in H-Store, Smallbank achieves 6.6x lower throughput and 4x higher latency than YCSB, which indicates the cost of distributed transaction management protocol, because H-Store is a sharded database. In contrast, the blockchain suffers modest degradation in performance: 10% in throughput and 20% in latency. This is because each node in blockchain maintains the entire state (replicated state machine), thus there is no overhead in coordinating distributed transactions as the data is not partitioned.

The results demonstrate that blockchain performs poorly at data processing tasks currently handled by database sys-

Table 2: Comparison of blockchain platforms

	Application	Smart contract execution	Smart contract language	Data model	Consensus
Hyperledger	Smart contract	Dockers	Golang, Java	Account-based	PBFT
Ethereum	Smart contract, Cryptocurrency	EVM	Solidity, Serpent, LLL	Account-based	Ethash (PoW)
Eris-DB	Smart contract	EVM	Solidity	Account-based	Tendermint (BFT)
Ripple	Cryptocurrency	-	-	UTXO-based	Ripple Consensus Ledger (PoS)
ScalableBFT	Smart contract	Haskell Execution	Pact	Account-based	ScalableBFT
Stellar	Smart contract	Dockers	JavaScript, Golang, Java, Ruby, Python, C#	Account-based	Stellar Consensus Protocol
Dfinity	Smart contract	EVM	Solidity, Serpent, LLL	Account-based	Blockchain Nervous System
Parity	Smart contract	EVM	Solidity, Serpent, LLL	Account-based	Proof of Authority
Tezos	Smart contract, Cryptocurrency	Dockers	Tezos Contract Script Language	Account-based	Proof of Stake
Corda	Smart contract	JVM	Kotlin, Java	UTXO-based	Raft
Sawtooth Lake	Smart contract	TEE	Python	Account-based	Proof of Elapsed Time

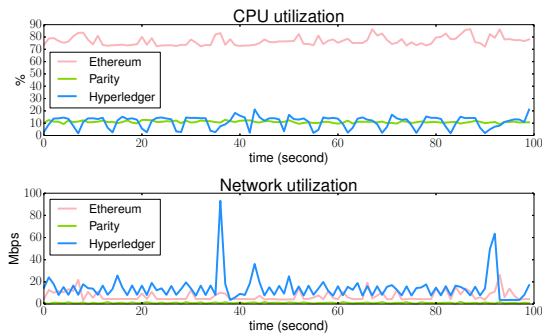


Figure 16: Resource utilization.

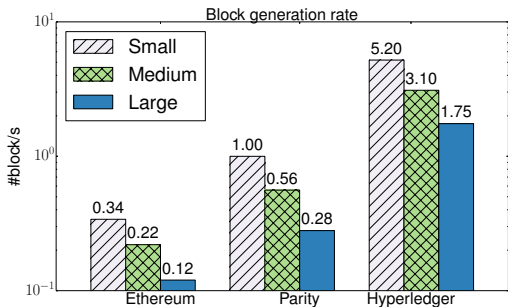


Figure 15: Block generation rate.

tems. However, we stress that blockchains and databases are designed with different goals and assumptions. Specifically, the protocols for Byzantine failure tolerance are an overkill for traditional database settings where there are

only crash failures. Other features which are optional in most database systems are cryptographic signatures on every single transaction, and wide-area fully replicated state machines. Although databases are designed without security features and tolerance to Byzantine failures, we remark that the gap remains too high for blockchains to be disruptive to incumbent database systems. Nevertheless, the popularity of blockchain is a clear indication that there is a need for a Byzantine tolerant data processing systems which can accommodate a large number of users.

Figure 15 shows the effect of varying block sizes in the overall throughput. While it is straightforward to set the block size in Hyperledger by configuring the `batchSize` variable, there is no direct way to specify the same in Ethereum. An Ethereum miner uses `gasLimit` value to restrict the overall cost in constructing a block, thus we tuned this value to simulate different sizes. In Parity, `gasLimit` is not applicable to local transaction and it has no effect on the block size. Instead, we observe that the block size can be controlled by tuning `stepDuration` value, which essentially decides how much time a validator can use to build a block. In the experiments, *medium* size refers to the default settings, whereas *large* and *small* refer to 2x and 0.5x of the default size. The results show that increases in block sizes lead to proportional decreases in block generation rate, meaning that the overall throughput does not improve.

Figure 16 compares CPU and network utilization of the three systems over the period of 100 seconds. It is easy to see that Ethereum is CPU bound, as it fully utilizes 8 CPU cores. Hyperledger, on the other hand, uses CPU sparingly and spends the rest of the time on network communication. Parity, in contrast, has lower resource footprints than other two systems. For Ethereum and Hyperledger, the pattern is the direct consequence of the consensus protocol: PoW is CPU bound whereas PBFT is communication bound.

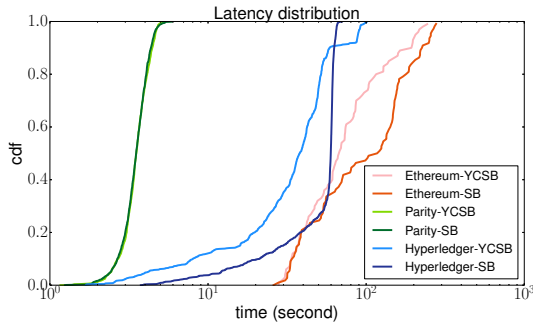


Figure 17: Latency distribution.

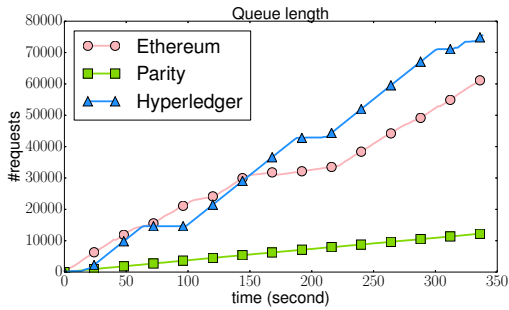


Figure 18: Queue length at the client.

Figure 17 shows the latency distribution. Ethereum has both higher latency and higher variance, because PoW is a randomized process which means the duration between blocks are unpredictable. Parity has the lowest variance because the server restricts the client request rate at 80 tx/s.

Figure 18 illustrates the request queue at the client for the settings of 20 servers and 20 clients. The queue behavior of Ethereum reflects the normal case, i.e. the queue grew and shrank depending on how fast the transactions are committed. Hyperledger failed to generate blocks in this case, therefore the queue never shrank. However, there are durations in which the queue size remains constant. Furthermore, at the beginning, the queue in Hyperledger is smaller than that in Ethereum, even though the clients are sending at the same rate. This suggests there is a bottleneck in processing network requests at the Hyperledger servers.

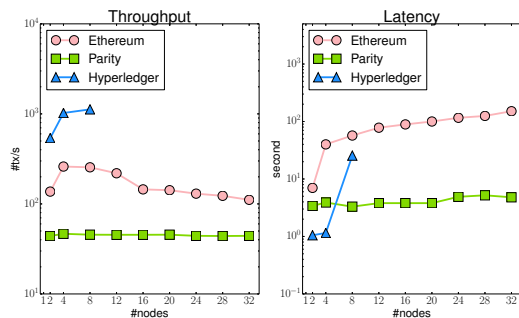


Figure 19: Scalability with Smallbank benchmark.

Figure 19 illustrates the scalability of the three systems using the Smallbank benchmark. We observe similar pat-

terns to the YCSB benchmark (Figure 7), except that Hyperledger failed to scale beyond 8 nodes instead of 16.

C. ANALYTICS SMART CONTRACT

```

type account_t struct {
    Balance      int
    CommitBlock int
}
type transaction_t {
    From string
    To   string
    Val  int
}
func Invoke_SendValue(from_account string,
    to_account string, value int) {
    var pending_list []transaction_t
    pending_list = decode(GetState("pending_list"))
    var new_txn transaction_t
    new_txn = transaction_t {
        from_account, to_account, value
    }
    pending_list = append(pending_list, new_txn)
    PutState('pending_list', encode(pending_list))
}
func Query_BlockTransactionList(block_number int)
    []transaction_t {
    return decode(GetState("block:"+block_number))
}
func Query_AccountBlockRange(account string,
    start_block int, end_block int)
    []account_t {
    version := decode(GetState(account+":latest"))
    var ret []account_t
    while true {
        var acc account_t
        acc = decode(GetState(account+": "+version))
        if acc.CommitBlock >= start_block &&
            acc.CommitBlock < end_block {
            ret = append(ret, acc)
        } else if acc.CommitBlock < start_block {
            break;
        }
        version -- 1
    }
    return ret
}

```

Figure 20: Code snippet from the VersionKVStore smart contract for analytics workload (Q1 and Q2).

Figure 20 shows the implementation of the smart contract method that answer Q2 of the analytics workload. To support historical data lookup, we append a counter to the key of each account. To fetch a specific version of an account, we use key `account:version`. We store the latest version of the account using key `account:latest`, and keep a `CommitBlock` in the data field for every version which indicates in which block the balance of this version is committed. To answer query that fetches a list of balance of a given account within a given block range, the method scans all versions of this account and returns the balance values that are committed within the given block range. Ethereum and Parity provide JSON-PRC APIs `getBalance(account, block)` to query information of an account at a given block number. This API fetches only one version of the account per HTTP roundtrip, so it is less efficient than pushing the query logic to server side.